

Schell Scenic Studio, Inc.

Backdrop
Recommendations List
for the staging of
**The Ransom of
Red Chief**



*Over a century of service to the
entertainment industry.*


EST. 1904



The Ransom of Red Chief



28-C. Western Street 39' x 21' - 29 lbs
Typical old-time Western street with clapboard buildings.



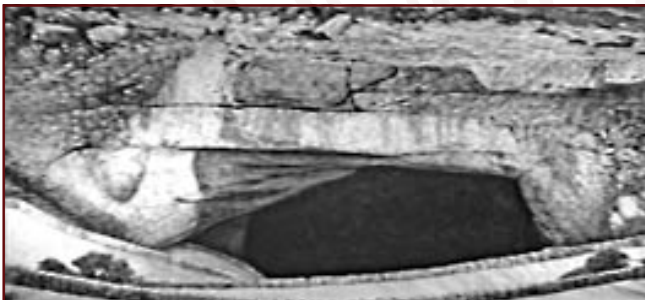
38-C. Western Street 30' x 16' - 22 lbs
Old time western with saloon / hotel and hitching post. Mountains in distance.



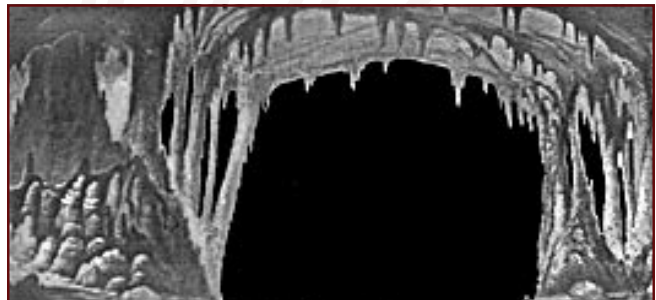
73-EE. Woods 43' x 21' - 40 lbs
Clearing in a woods which is surrounded by tree trunks and dense top foliage.



79. Woods Landscape 43' x 20' - 42 lbs
Clearing in a dense forest with heavy top foliage.



250-M. Cave Entrance 40' x 20' - 40 lbs
Rock formation with cave entrance.



449-GG. Cave Cutout 40' x 22'6" - 36 lbs
Cut opening in center views stalactites and other rock formations left and center. Opening is 20' W x 18' H approx.

All images Copyright © 2007 Schell Scenic Studio, Inc. Reproduction without permission is strictly prohibited.
Images are intended for reference only. For color renditions of these backdrops, please visit www.SchellScenic.com to download our catalog.

Schell Scenic Studio, Inc.

Backdrop Recommendations for The Ransom of Red Chief

These limited selections can help you get started finding the appropriate drops for your production or event.

Drops which have been provided for other customers include:

#28-C, #38-C, #73-EE, #79, #250-M, #449-GG

These are only suggestions from previous rentals.
We have many more drops in our catalog which might better suit your style.




If you have an innovative and creative staging with our backdrops,
please don't hesitate to contact us. We are always interested in the ways that
our customers make use of our scenics.

info@schellscenic.com

***What you need to know before ordering!
See back cover.***

These are only some of the hundreds of backdrops available at Schell Scenic Studio.
These suggestions are the results of our customers' choices in our many years of service to the theatre.
For color versions of these backdrops, please download our color catalog.

Things to Do Before You Call:



Have a calendar handy to check your dates.

Make sure you know the exact day you need the drops to arrive and when you can ship them out again.

Plan your rentals in advance.

During peak backdrop rental seasons (ie. December, June, etc.) it may be necessary to place your rental order 6 - 12 months in advance.



Have your Schell Scenic Catalog on hand.

Be sure you've reviewed our policies and procedures.

Choose two or three back-up choices per backdrop.

Make sure you write down second or third choices per backdrop.



Check the measurements of your stage and the drops you are renting.

Schell Scenic drops come in different dimensions. Make sure that your selected drops will fit your venue.



Have a credit card ready.

To place a reservation on a backdrop you may be asked to do so with a major credit card.

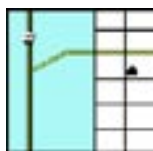


Get a purchase order number.

Some organizations require that we place their purchase order numbers on invoices.

Write down your Schell order number.

*We will use this number to access individual orders. **Note: Your signed confirmation is required before your order is ready to process.***



Know your business address.

UPS can not guarantee timely delivery to residential addresses. This could cause the backdrops to arrive to you later than expected.